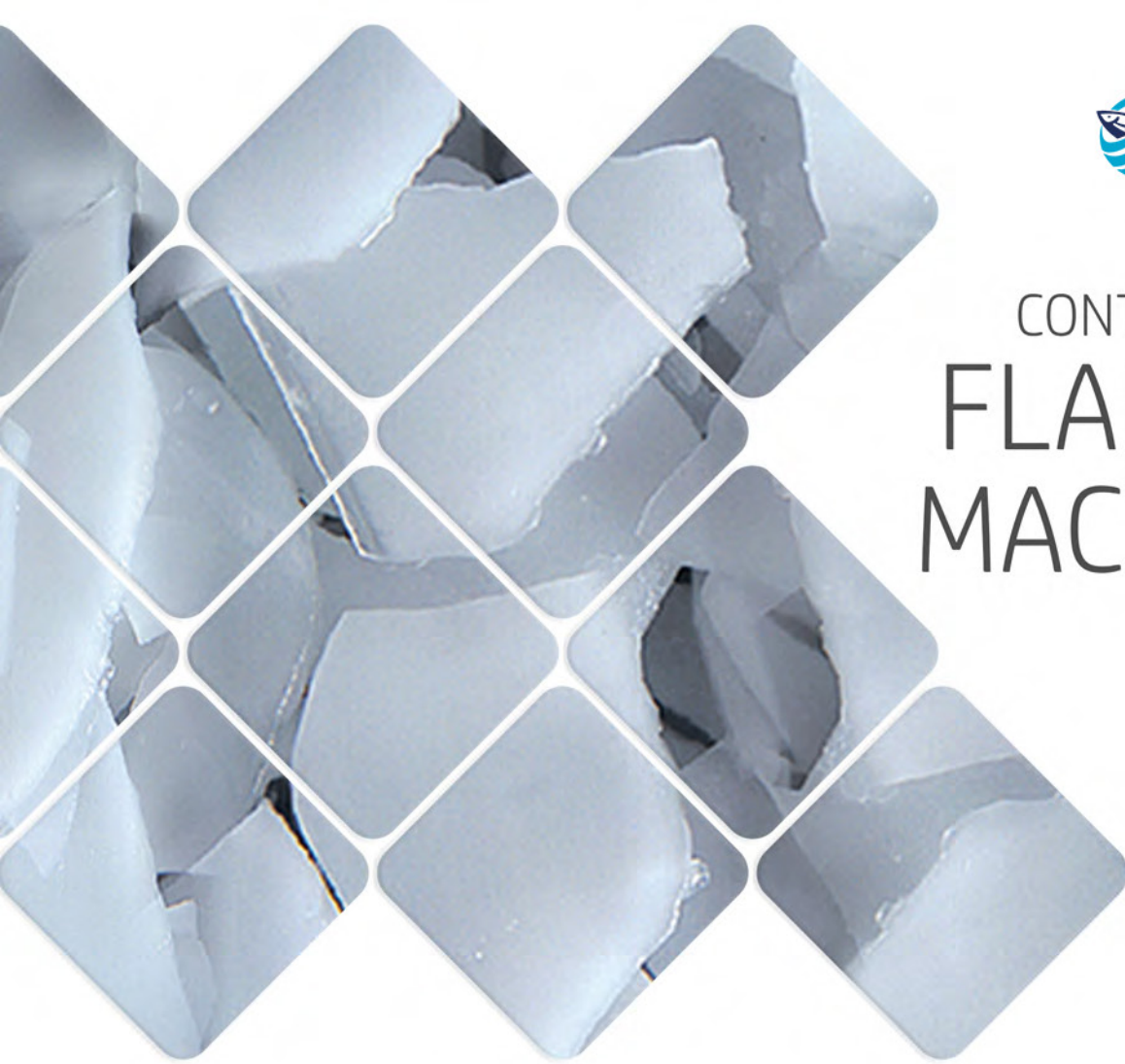


CONTAINER TYPE
**FLAKE ICE
MACHINES**





CONTAINER TYPE FLAKE ICE MACHINES

Capacity Range

1.000 kg/24h to 5.000 kg/24h

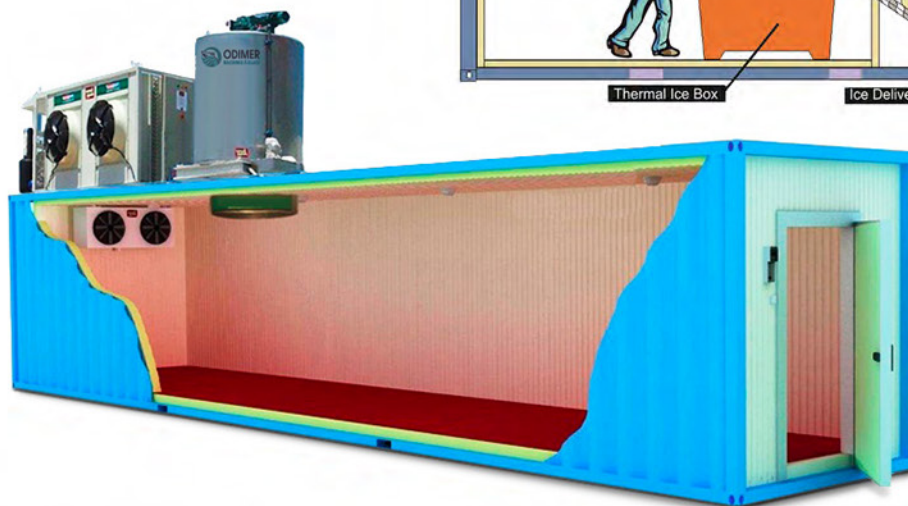
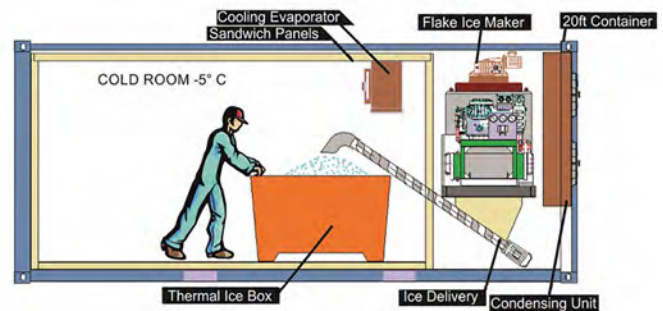
It is possible to move, settle or rent container type flake ice units wherever you want as they are mobile.

The fact that they are mobile offers you many advantages.

The major advantage is that it is designed compactly together with a cold storage room and a refrigeration unit.

A stainless steel screw type conveyor system allows you to transfer the ice to the cold storage room.

- Operates smoothly under tropical conditions.
- 24/7 non-stop operation.
- Always quiet and highly efficient.
- Produces hygienic ice thanks to the vertical type ice evaporator drum
- All equipments comply with EU standards.



Model Name	Ice Capacity (Per Day)	Ice Capacity (Per Hour)	Cooling Capacity	Compressor Displacement	Compressor Power	Room Temperature
MF-1T-10FT	1000 kg/24h	41,6 kg/h	6800 watt	21 m3/h	5 HP	-5 °C
MF-3T-20FT	3000 kg/24h	125 kg/h	18100 watt	56 m3/h	15 HP	-5 °C
MF-5T-20FT	5000 kg/24h	208 kg/h	33500 watt	102,9 m3/h	25 HP	-5 °C
MF-3T-40FT	3000 kg/24h	125 kg/h	18100 watt	56 m3/h	15 HP	-5 °C
MF-5T-40FT	5000 kg/24h	208 kg/h	33500 watt	102,9 m3/h	25 HP	-5 °C
MF SPECIAL 10T	10000 kg/24h	422 kg/h	50300 watt	154,4 m3/h	40 HP	-5 °C
MF SPECIAL 2x10T	20000 kg/24h	844 kg/h	100600 watt	308,8 m3/h	2x40 HP	-5 °C
MF SPECIAL 15T	15000 kg/24h	625 kg/h	100600 watt	308,8 m3/h	2x40 HP	-5 °C
MF SPECIAL 2x15T	30000 kg/24h	1250 kg/h	201200 watt	617,6 m3/h	4x40 HP	-5 °C